

ACI Racing Weekend Imola, 1-2 Giugno 2024

Italian F4 Championship - Results Race 1

Laps 16 = 78,544 km - Avg 141,589 km/h - Race Time 33'17.039

Imola Circuit 4.909 m

No.	Driver	Nat	Entrant	Team	Car	Class	Laps	Time	Gap	Rel.	Fastest Lap
1	6 YAMAKOSHI Hiyu	JPN	Van Amersfoort Racing	Van Amersfoort Racing	Tatuus F4-T421		16	33'17.039		15	1'45.321
2	31 BOHRA Akshay	IND	US Racing	US Racing	Tatuus F4-T421		16	33'19.344	2.305	2.305	12 1'45.527
3	50 GOWDA Dion	IND	Prema Racing	Prema Racing	Tatuus F4-T421		16	33'20.517	3.478	1.173	15 1'45.403
4	45 BEETON Jack	AUS	US Racing	US Racing	Tatuus F4-T421		16	33'22.325	5.286	1.808	15 1'45.709
5	33 STOLCERMANIS Tomass	LVA	Prema Racing	Prema Racing	Tatuus F4-T421	R	16	33'22.865	5.826	0.540	15 1'45.650
6	71 REHM Maxim	DEU	US Racing	US Racing	Tatuus F4-T421	R	16	33'25.460	8.421	2.595	14 1'45.632
7	36 JONSSON Gustav	SWE	Van Amersfoort Racing	Van Amersfoort Racing	Tatuus F4-T421		16	33'26.175	9.136	0.715	15 1'45.731
8	14 AL DHAHERI Rashid	UAE	Prema Racing	Prema Racing	Tatuus F4-T421		16	33'26.675	9.636	0.500	14 1'45.598
9	12 PRADEL Gianmarco	AUS	US Racing	US Racing	Tatuus F4-T421		16	33'28.967	11.928	2.292	12 1'46.024
10	73 OLIVIERI Emanuele	ITA	AKM Motorsport	AKM Motorsport	Tatuus F4-T421	R	16	33'29.420	12.381	0.453	13 1'45.701
11	10 FERREIRA Matheus	BRA	US Racing	US Racing	Tatuus F4-T421		16	33'30.788	13.749	1.368	14 1'45.723
12	7 SAMMALISTO Luka	FIN	R-ACE GP	R-ACE GP	Tatuus F4-T421	R	16	33'33.858	16.819	3.070	13 1'46.043
13	24 ZHANG Shimo	CHN	Jenzer Motorsport	Jenzer Motorsport	Tatuus F4-T421	R	16	33'35.734	18.695	1.876	15 1'46.522
14	49 PETROVIC Andrej	SRB	PHM AIX Racing	PHM AIX Racing	Tatuus F4-T421	R	16	33'36.050	19.011	0.316	15 1'46.535
15	3 POPOV Maksimilian	GRD	PHM AIX Racing	PHM AIX Racing	Tatuus F4-T421	R	16	33'36.403	19.364	0.353	15 1'46.268
16	55 RODELLA Alvise	ITA	Van Amersfoort Racing	Van Amersfoort Racing	Tatuus F4-T421		16	33'38.955	21.916	2.552	12 1'46.606
17P	16 LARINI Davide	ITA	PHM AIX Racing	PHM AIX Racing	Tatuus F4-T421		16	33'43.641	26.602	4.686	14 1'46.130
18	34 MACEDO Francisco	PRT	Cram Motorsport	Cram Motorsport	Tatuus F4-T421	R	16	33'46.001	28.962	2.360	12 1'46.785
19	62 ROBINSON Edward	ESP	AS Motorsport	AS Motorsport	Tatuus F4-T421	R	16	33'46.239	29.200	0.238	11 1'46.444
20	88 HODENIUS Lin	NLD	Van Amersfoort Racing	Van Amersfoort Racing	Tatuus F4-T421		16	33'46.771	29.732	0.532	13 1'46.265
21	5 DOBRZANSKI Wiktor	POL	AKM Motorsport	AKM Motorsport	Tatuus F4-T421		16	33'46.825	29.786	0.054	12 1'47.088
22	8 KOSTIC Andrija	SRB	Van Amersfoort Racing	Van Amersfoort Racing	Tatuus F4-T421	R	16	33'52.932	35.893	6.107	14 1'46.168
23	54 HOLGUIN Gabriel	VEN	Maffi Racing	Maffi Racing	Tatuus F4-T421	R	16	34'00.094	43.055	7.162	12 1'47.713
24P	11 VIISOREANU Luca	ROU	Real Racing	Real Racing	Tatuus F4-T421	R	16	34'06.724	49.685	6.630	14 1'47.149
----- Not Classified -----											
RET	19 ANURAG Kabir	SGP	US Racing	US Racing	Tatuus F4-T421	R	10	22'55.635	6 Laps	9	1'46.923
RET	52 SAVINKOV Oleksandr	UKR	AKM Motorsport	AKM Motorsport	Tatuus F4-T421	R	6	15'47.988	10 Laps	4	1'50.293
RET	22 FREY Enea	CHE	Jenzer Motorsport	Jenzer Motorsport	Tatuus F4-T421	R	4	10'52.264	12 Laps	4	1'51.050
RET	9 STACK Everett	USA	PHM AIX Racing	PHM AIX Racing	Tatuus F4-T421		4	10'54.824	12 Laps	4	1'51.630
RET	29 BERREBY Nathanael	CHE	Maffi Racing	Maffi Racing	Tatuus F4-T421	R	4	11'29.407	12 Laps	3	2'34.650
RET	80 POWELL Alex	USA	Prema Racing	Prema Racing	Tatuus F4-T421	R	3	8'57.963	13 Laps	3	2'43.153
RET	23 FRANCOT Reno	NLD	Jenzer Motorsport	Jenzer Motorsport	Tatuus F4-T421		1	2'55.962	15 Laps		
RET	77 YEH Enzo	CHN	R-ACE GP	R-ACE GP	Tatuus F4-T421	R	0				
RET	70 MRAD Kamal	AUS	PHM AIX Racing	PHM AIX Racing	Tatuus F4-T421	R	0				
RET	51 NAKAMURA-BERTA Kean	JPN	Prema Racing	Prema Racing	Tatuus F4-T421	R	0				
RET	21 ISCHER Ethan	CHE	Jenzer Motorsport	Jenzer Motorsport	Tatuus F4-T421		0				
RET	20 RYBA Matus	SVK	Jenzer Motorsport	Jenzer Motorsport	Tatuus F4-T421	R	0				
RET	18 KOLLER Jan	CZE	BVM Racing	BVM Racing	Tatuus F4-T421	R	0				
----- Excluded -----											
DSQ	27 SLATER Freddie	GBR	Prema Racing	Prema Racing	Tatuus F4-T421		16	33'16.680		12	1'45.366

Starting: 38 Classified: 24 Not Classified: 0 Retired: 13 Not Started: 0 Excluded: 1

Fastest Lap N. 15 No. 6 Hiyu Yamakoshi Time 1'45.321 Avg. 167,796 Km/h

Humidity:	49%	AIR	26°C
Condition:	DRY	Track	42°C

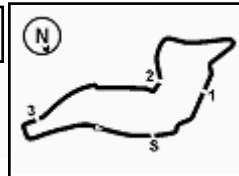
Penalty and Infraction

22.23	16 D. LARINI	Time Penalty 10 sec - Stewards dec. n. 23
22.23	11 L. VIISOREANU	Time Penalty 10 sec - Stewards dec. n. 24
22.24	27 F. SLATER	Excluded - Stewards dec. n. 28

Stewards : Ronny Guarini Franco Leoni Raffaele Giammaria

Start 01/06/2024 17:43 End 18:17





ACI Racing Weekend Imola, 1-2 Giugno 2024

Italian F4 Championship - Results by Class Race 1

Rookie

Laps 16 = 78,544 km - Avg 141,177 km/h - Race Time 33'22.865

No.	Driver	Nat	Entrant	Team	Car	Laps	Time	Gap	Rel.	Fastest Lap
1	33 STOLCERMANIS Tomass	LVA	Prema Racing	Prema Racing	Tatuus F4-T421	16	33'22.865		15	1'45.650
2	71 REHM Maxim	DEU	US Racing	US Racing	Tatuus F4-T421	16	33'25.460	2.595	2.595	14 1'45.632
3	73 OLIVIERI Emanuele	ITA	AKM Motorsport	AKM Motorsport	Tatuus F4-T421	16	33'29.420	6.555	3.960	13 1'45.701
4	7 SAMMALISTO Luka	FIN	R-ACE GP	R-ACE GP	Tatuus F4-T421	16	33'33.858	10.993	4.438	13 1'46.043
5	24 ZHANG Shimo	CHN	Jenzer Motorsport	Jenzer Motorsport	Tatuus F4-T421	16	33'35.734	12.869	1.876	15 1'46.522
6	49 PETROVIC Andrej	SRB	PHM AIX Racing	PHM AIX Racing	Tatuus F4-T421	16	33'36.050	13.185	0.316	15 1'46.535
7	3 POPOV Maksimilian	GRD	PHM AIX Racing	PHM AIX Racing	Tatuus F4-T421	16	33'36.403	13.538	0.353	15 1'46.268
8	34 MACEDO Francisco	PRT	Cram Motorsport	Cram Motorsport	Tatuus F4-T421	16	33'46.001	23.136	9.598	12 1'46.785
9	62 ROBINSON Edward	ESP	AS Motorsport	AS Motorsport	Tatuus F4-T421	16	33'46.239	23.374	0.238	11 1'46.444
10	8 KOSTIC Andrija	SRB	Van Amersfoort Racing	Van Amersfoort Racing	Tatuus F4-T421	16	33'52.932	30.067	6.693	14 1'46.168
11	54 HOLGUIN Gabriel	VEN	Maffi Racing	Maffi Racing	Tatuus F4-T421	16	34'00.094	37.229	7.162	12 1'47.713
12P	11 VIISOREANU Luca	ROU	Real Racing	Real Racing	Tatuus F4-T421	16	34'06.724	43.859	6.630	14 1'47.149
----- Not Classified -----										
RET	19 ANURAG Kabir	SGP	US Racing	US Racing	Tatuus F4-T421	10	22'55.635	6 Laps	9	1'46.923
RET	52 SAVINKOV Oleksandr	UKR	AKM Motorsport	AKM Motorsport	Tatuus F4-T421	6	15'47.988	10 Laps	4	1'50.293
RET	22 FREY Enea	CHE	Jenzer Motorsport	Jenzer Motorsport	Tatuus F4-T421	4	10'52.264	12 Laps	4	1'51.050
RET	29 BERREBY Nathanael	CHE	Maffi Racing	Maffi Racing	Tatuus F4-T421	4	11'29.407	12 Laps	3	2'34.650
RET	80 POWELL Alex	USA	Prema Racing	Prema Racing	Tatuus F4-T421	3	8'57.963	13 Laps	3	2'43.153
RET	77 YEH Enzo	CHN	R-ACE GP	R-ACE GP	Tatuus F4-T421	0				
RET	70 MRAD Kamal	AUS	PHM AIX Racing	PHM AIX Racing	Tatuus F4-T421	0				
RET	51 NAKAMURA-BERTA Kean	JPN	Prema Racing	Prema Racing	Tatuus F4-T421	0				
RET	20 RYBA Matus	SVK	Jenzer Motorsport	Jenzer Motorsport	Tatuus F4-T421	0				
RET	18 KOLLER Jan	CZE	BVM Racing	BVM Racing	Tatuus F4-T421	0				

Starting: 22 Classified: 12 Not Classified: 0 Retired: 10 Not Started: 0
 Fastest Lap N. 14 No. 71 Maxim Rehm Time 1'45.632 Avg. 167,302 Km/h

Humidity:	49%	AIR	26°C
Condition:	DRY	Track	42°C

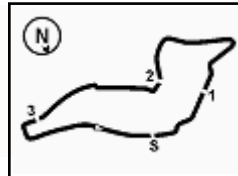
Clerk of the Course : Massimiliano Ghinassi

Race Director : Alessandro Ferrari

01/06/2024	Start 17:43	End 18:17
------------	----------------	--------------

Powered by FICr PERUGIA TIMING





Imola Circuit 4.909 m

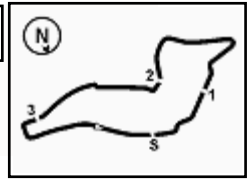
ACI Racing Weekend Imola, 1-2 Giugno 2024

Italian F4 Championship - Lap Chart Race 1

	Lap															
	1	2	3	4	5	6	7	8	9	10	11	12	13	14	15	16
1	6	6	6	27	27	27	27	27	27	27	27	27	27	27	27	27
2	27	27	27	6	6	6	6	6	6	6	6	6	6	6	6	6
3	31	31	31	31	31	31	31	31	31	31	31	31	31	31	31	31
4	50	50	50	50	50	50	50	50	50	50	50	50	50	50	50	50
5	33	33	33	33	33	33	45	45	45	45	45	45	45	45	45	45
6	45	45	45	45	45	45	33	33	33	33	33	33	33	33	33	33
7	80	80	80	36	36	36	36	36	71	71	71	71	71	71	71	71
8	36	36	36	14	14	14	71	71	36	36	36	36	36	36	36	36
9	14	14	14	71	71	71	14	14	14	14	14	14	14	14	14	14
10	12	12	12	12	12	12	12	12	12	12	12	12	12	12	12	12
11	71	71	71	73	73	73	73	73	73	73	73	73	73	73	73	73
12	73	73	73	7	7	7	7	7	7	7	7	16	10	10	10	10
13	7	7	7	16	16	16	16	16	16	16	16	10	16	16	16	16
14	88	88	88	88	88	88	10	10	10	10	10	24	7	7	7	7
15	16	16	16	10	10	10	24	24	24	24	24	7	24	24	24	24
16	10	10	10	24	24	24	19	19	19	49	49	49	49	49	49	49
17	19	19	19	22	19	19	49	49	49	19	55	55	55	3	3	3
18	24	24	24	19	49	49	55	55	55	55	3	3	3	55	55	55
19	22	22	22	49	11	11	3	3	3	3	5	5	5	5	5	34
20	11	11	11	11	55	55	5	5	5	5	34	34	34	34	34	62
21	49	49	49	55	3	3	62	62	34	34	62	62	62	62	62	88
22	55	55	55	3	8	8	34	34	62	62	88	88	88	88	88	5
23	3	3	3	8	5	5	11	54	54	88	11	11	11	11	8	8
24	8	8	8	9	52	52	54	88	88	11	54	54	8	8	11	11
25	23	34	34	34	62	62	88	11	11	54	8	8	54	54	54	54
26	34	9	9	5	54	54	8	8	8	8						
27	9	5	5	52	34	34										
28	5	29	29	62												
29	29	62	62	54												
30	62	52	52	29												
31	52	54	54													
32	54															

Final Result		
1	6 YAMAKOSHI H.	Laps 16
2	31 BOHRA A.	2.305
3	50 GOWDA D.	3.478
4	45 BEETON J.	5.286
5	33 STOLCERMANIS T.	5.826
6	71 REHM M.	8.421
7	36 JONSSON G.	9.136
8	14 AL DHAHERI R.	9.636
9	12 PRADEL G.	11.928
10	73 OLIVIERI E.	12.381
11	10 FERREIRA M.	13.749
12	7 SAMMALISTO L.	16.819
13	24 ZHANG S.	18.695
14	49 PETROVIC A.	19.011
15	3 POPOV M.	19.364
16	55 RODELLA A.	21.916
17	16 LARINI D. (P)	26.602
18	34 MACEDO F.	28.962
19	62 ROBINSON E.	29.200
20	88 HODENIUS L.	29.732
21	5 DOBRZANSKI W.	29.786
22	8 KOSTIC A.	35.893
23	54 HOLGUIN G.	43.055
24	11 VIISOREANU L. (P)	49.685
RET	19 ANURAG K.	6 Laps
RET	52 SAVINKOV O.	10 Laps
RET	22 FREY E.	12 Laps
RET	9 STACK E.	12 Laps
RET	29 BERREBY N.	12 Laps
RET	80 POWELL A.	13 Laps
RET	23 FRANCO R.	15 Laps
RET	18 KOLLER J.	
RET	20 RYBA M.	
RET	21 ISCHER E.	
RET	51 NAKAMURA-BERTA	
RET	70 MRAD K.	
RET	77 YE H.	
DSQ	27 SLATER F.	9.:99'.6.1





ACI Racing Weekend Imola, 1-2 Giugno 2024

Italian F4 Championship - Best Sectors & Speed Race 1

RESULTS

Pos	Driver	Team	Laps
1	6 YAMAKOSHI Hiyu	Tatuus F4-T421	16
2	31 BOHRA Akshay	Tatuus F4-T421	2.305
3	50 GOWDA Dion	Tatuus F4-T421	3.478
4	45 BEETON Jack	Tatuus F4-T421	5.286
5	33 STOLCERMANIS Tomass	Tatuus F4-T421	5.826
6	71 REHM Maxim	Tatuus F4-T421	8.421
7	36 JONSSON Gustav	Tatuus F4-T421	9.136
8	14 AL DHAHERI Rashid	Tatuus F4-T421	9.636
9	12 PRADEL Gianmarco	Tatuus F4-T421	11.928
10	73 OLIVIERI Emanuele	Tatuus F4-T421	12.381
11	10 FERREIRA Matheus	Tatuus F4-T421	13.749
12	7 SAMMALISTO Luka	Tatuus F4-T421	16.819
13	24 ZHANG Shimo	Tatuus F4-T421	18.695
14	49 PETROVIC Andrej	Tatuus F4-T421	19.011
15	3 POPOV Maksimilian	Tatuus F4-T421	19.364
16	55 RODELLA Alvisè	Tatuus F4-T421	21.916
17	16 LARINI Davide	Tatuus F4-T421	26.602
18	34 MACEDO Francisco	Tatuus F4-T421	28.962
19	62 ROBINSON Edward	Tatuus F4-T421	29.200
20	88 HODENIUS Lin	Tatuus F4-T421	29.732
21	5 DOBRZANSKI Wiktor	Tatuus F4-T421	29.786
22	8 KOSTIC Andrija	Tatuus F4-T421	35.893
23	54 HOLGUIN Gabriel	Tatuus F4-T421	43.055
24	11 VIISOREANU Luca	Tatuus F4-T421	49.685
RET	19 ANURAG Kabir	Tatuus F4-T421	6 Laps
RET	52 SAVINKOV O Aleksandr	Tatuus F4-T421	10 Laps
RET	22 FREY Enea	Tatuus F4-T421	12 Laps
RET	9 STACK Everett	Tatuus F4-T421	12 Laps
RET	29 BERREBY Nathanael	Tatuus F4-T421	12 Laps
RET	80 POWELL Alex	Tatuus F4-T421	13 Laps
RET	23 FRANCOU Reno	Tatuus F4-T421	15 Laps
RET	18 KOLLER Jan	Tatuus F4-T421	
RET	20 RYBA Matus	Tatuus F4-T421	
RET	21 ISCHER Ethan	Tatuus F4-T421	
RET	51 NAKAMURA-BERTA Kean	Tatuus F4-T421	
RET	70 MRAD Kamal	Tatuus F4-T421	
RET	77 YEH Enzo	Tatuus F4-T421	
DSQ	27 SLATER Freddie	Tatuus F4-T421	9.:99'.6.1

SPEED

Pos	Driver	Team	Speed
1	55 RODELLA Alvisè	Tatuus F4-T421	244,9
2	71 REHM Maxim	Tatuus F4-T421	244,3
3	33 STOLCERMANIS Tomass	Tatuus F4-T421	243,2
4	10 FERREIRA Matheus	Tatuus F4-T421	243,2
5	7 SAMMALISTO Luka	Tatuus F4-T421	242,7
6	8 KOSTIC Andrija	Tatuus F4-T421	242,2
7	88 HODENIUS Lin	Tatuus F4-T421	242,2
8	3 POPOV Maksimilian	Tatuus F4-T421	242,2
9	34 MACEDO Francisco	Tatuus F4-T421	242,2
10	73 OLIVIERI Emanuele	Tatuus F4-T421	241,6
11	62 ROBINSON Edward	Tatuus F4-T421	241,6
12	9 STACK Everett	Tatuus F4-T421	241,6
13	22 FREY Enea	Tatuus F4-T421	241,6
14	16 LARINI Davide	Tatuus F4-T421	241,6
15	12 PRADEL Gianmarco	Tatuus F4-T421	241,1
16	52 SAVINKOV O Aleksandr	Tatuus F4-T421	240,0
17	14 AL DHAHERI Rashid	Tatuus F4-T421	240,0
18	19 ANURAG Kabir	Tatuus F4-T421	240,0
19	50 GOWDA Dion	Tatuus F4-T421	240,0
20	49 PETROVIC Andrej	Tatuus F4-T421	239,5
21	45 BEETON Jack	Tatuus F4-T421	239,5
22	36 JONSSON Gustav	Tatuus F4-T421	239,5
23	5 DOBRZANSKI Wiktor	Tatuus F4-T421	238,4
24	31 BOHRA Akshay	Tatuus F4-T421	237,9
25	27 SLATER Freddie	Tatuus F4-T421	237,9
26	54 HOLGUIN Gabriel	Tatuus F4-T421	237,4
27	6 YAMAKOSHI Hiyu	Tatuus F4-T421	236,8
28	24 ZHANG Shimo	Tatuus F4-T421	236,8
29	80 POWELL Alex	Tatuus F4-T421	236,8
30	11 VIISOREANU Luca	Tatuus F4-T421	235,8
31	29 BERREBY Nathanael	Tatuus F4-T421	235,3
32	18 KOLLER Jan	Tatuus F4-T421	206,5
33	77 YEH Enzo	Tatuus F4-T421	202,2
34	20 RYBA Matus	Tatuus F4-T421	198,2
35	70 MRAD Kamal	Tatuus F4-T421	193,9
36	21 ISCHER Ethan	Tatuus F4-T421	188,8
37	51 NAKAMURA-BERTA Kean	Tatuus F4-T421	180,3
38	23 FRANCOU Reno	Tatuus F4-T421	176,5

SEG. 1

1	6 YAMAKOSHI Hiyu	22.397
2	33 STOLCERMANIS Tomass	22.465
3	7 SAMMALISTO Luka	22.498
4	3 POPOV Maksimilian	22.502
5	50 GOWDA Dion	22.514
6	45 BEETON Jack	22.525
7	71 REHM Maxim	22.537
8	73 OLIVIERI Emanuele	22.541
9	14 AL DHAHERI Rashid	22.548
10	31 BOHRA Akshay	22.549
11	27 SLATER Freddie	22.553
12	36 JONSSON Gustav	22.564
13	16 LARINI Davide	22.573
14	55 RODELLA Alvisè	22.589
15	12 PRADEL Gianmarco	22.600
16	10 FERREIRA Matheus	22.605
17	8 KOSTIC Andrija	22.639
18	49 PETROVIC Andrej	22.639
19	34 MACEDO Francisco	22.662
20	88 HODENIUS Lin	22.680
21	19 ANURAG Kabir	22.697
22	62 ROBINSON Edward	22.759
23	24 ZHANG Shimo	22.778
24	5 DOBRZANSKI Wiktor	22.828
25	11 VIISOREANU Luca	22.858
26	54 HOLGUIN Gabriel	22.974
27	52 SAVINKOV O Aleksandr	23.102
28	22 FREY Enea	23.182
29	9 STACK Everett	23.365
30	80 POWELL Alex	23.986
31	29 BERREBY Nathanael	24.279
32	70 MRAD Kamal	29.513
33	21 ISCHER Ethan	29.911
34	23 FRANCOU Reno	31.795

SEG. 2

1	27 SLATER Freddie	33.939
2	31 BOHRA Akshay	34.036
3	50 GOWDA Dion	34.064
4	71 REHM Maxim	34.077
5	6 YAMAKOSHI Hiyu	34.093
6	73 OLIVIERI Emanuele	34.104
7	36 JONSSON Gustav	34.109
8	7 SAMMALISTO Luka	34.151
9	45 BEETON Jack	34.158
10	12 PRADEL Gianmarco	34.170
11	14 AL DHAHERI Rashid	34.202
12	24 ZHANG Shimo	34.240
13	33 STOLCERMANIS Tomass	34.247
14	8 KOSTIC Andrija	34.248
15	10 FERREIRA Matheus	34.266
16	88 HODENIUS Lin	34.285
17	16 LARINI Davide	34.351
18	62 ROBINSON Edward	34.393
19	3 POPOV Maksimilian	34.406
20	49 PETROVIC Andrej	34.453
21	19 ANURAG Kabir	34.471
22	34 MACEDO Francisco	34.499
23	5 DOBRZANSKI Wiktor	34.503
24	55 RODELLA Alvisè	34.539
25	11 VIISOREANU Luca	34.579
26	54 HOLGUIN Gabriel	34.946
27	52 SAVINKOV O Aleksandr	35.536
28	9 STACK Everett	36.401
29	80 POWELL Alex	36.445
30	22 FREY Enea	36.448
31	29 BERREBY Nathanael	42.006
32	23 FRANCOU Reno	50.436

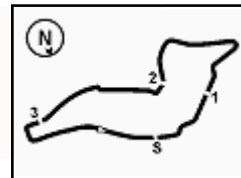
SEG. 3

1	6 YAMAKOSHI Hiyu	29.877
2	27 SLATER Freddie	29.950
3	50 GOWDA Dion	29.956
4	10 FERREIRA Matheus	29.960
5	33 STOLCERMANIS Tomass	29.977
6	14 AL DHAHERI Rashid	29.989
7	31 BOHRA Akshay	29.997
8	45 BEETON Jack	30.014
9	73 OLIVIERI Emanuele	30.053
10	88 HODENIUS Lin	30.071
11	16 LARINI Davide	30.087
12	36 JONSSON Gustav	30.101
13	7 SAMMALISTO Luka	30.122
14	12 PRADEL Gianmarco	30.139
15	71 REHM Maxim	30.143
16	3 POPOV Maksimilian	30.186
17	49 PETROVIC Andrej	30.227
18	55 RODELLA Alvisè	30.244
19	8 KOSTIC Andrija	30.280
20	62 ROBINSON Edward	30.288
21	34 MACEDO Francisco	30.396
22	24 ZHANG Shimo	30.411
23	5 DOBRZANSKI Wiktor	30.526
24	19 ANURAG Kabir	30.538
25	11 VIISOREANU Luca	30.561
26	54 HOLGUIN Gabriel	30.738
27	52 SAVINKOV O Aleksandr	30.916
28	80 POWELL Alex	31.754
29	9 STACK Everett	32.042
30	22 FREY Enea	32.296
31	29 BERREBY Nathanael	38.297
32	23 FRANCOU Reno	52.785

SEG. 4

1	6 YAMAKOSHI Hiyu	18.751
2	27 SLATER Freddie	18.773
3	14 AL DHAHERI Rashid	18.790
4	10 FERREIRA Matheus	18.813
5	71 REHM Maxim	18.814
6	31 BOHRA Akshay	18.829
7	7 SAMMALISTO Luka	18.831
8	50 GOWDA Dion	18.832
9	33 STOLCERMANIS Tomass	18.838
10	8 KOSTIC Andrija	18.842
11	12 PRADEL Gianmarco	18.861
12	36 JONSSON Gustav	18.865
13	45 BEETON Jack	18.879
14	55 RODELLA Alvisè	18.886
15	16 LARINI Davide	18.899
16	73 OLIVIERI Emanuele	18.903
17	88 HODENIUS Lin	18.927
18	3 POPOV Maksimilian	18.930
19	19 ANURAG Kabir	18.943
20	49 PETROVIC Andrej	18.945
21	24 ZHANG Shimo	18.950
22	34 MACEDO Francisco	18.957
23	5 DOBRZANSKI Wiktor	18.988
24	11 VIISOREANU Luca	18.991
25	62 ROBINSON Edward	19.004
26	54 HOLGUIN Gabriel	19.047
27	22 FREY Enea	19.124
28	52 SAVINKOV O Aleksandr	19.383
29	9 STACK Everett	19.822
30	29 BERREBY Nathanael	20.964
31	80 POWELL Alex	23.290
32	23 FRANCOU Reno	29.960





ACI Racing Weekend Imola, 1-2 Giugno 2024

Italian F4 Championship - Chronological Analysis Race 1

Start at 17:43'48.327

1 / 5

3 M. POPOV (1'46.268)							
Lap	Seg.1	Seg.2	Seg.3	Seg.4	Lap Time	km/h	Local Time
1		1'00.608	52.609	30.658	2'55.026	197,1	17:46'43.353
2	1'08.644	51.085	57.000	34.778	3'31.507	67,5	17:50'14.860
3	42.467	45.557	47.083	20.705	2'35.812	87,9	17:52'50.672
4	23.628	35.862	32.512	19.558	1'51.560	241,1	17:54'42.232
5	23.151	37.152	43.377	26.196	2'09.876	242,2	17:56'52.108
6	38.962	46.148	54.060	23.528	2'42.698	120,3	17:59'34.806
7	23.373	35.714	31.673	19.057	1'49.817	241,6	18:01'24.623
8	22.796	34.526	30.467	19.022	1'46.811	235,3	18:03'11.434
9	22.663	34.406	30.193	19.108	1'46.370	236,3	18:04'57.804
10	22.567	34.772	30.238	19.149	1'46.726	240,5	18:06'44.530
11	22.754	34.870	30.306	19.020	1'46.950	239,5	18:08'31.480
12	22.644	34.665	30.429	19.090	1'46.828	241,1	18:10'18.308
13	22.502	35.001	30.359	18.930	1'46.792	237,9	18:12'05.100
14	23.201	34.475	30.186	18.978	1'46.840	120,3	18:13'51.940
15	22.607	34.421	30.305	18.935	1'46.268	236,8	18:15'38.208
16	22.608	34.690	30.222	19.002	1'46.522	238,4	18:17'24.730
Race Time 33'36.403							

5 W. DOBRZANSKI (1'47.088)							
Lap	Seg.1	Seg.2	Seg.3	Seg.4	Lap Time	km/h	Local Time
1		1'02.116	52.692	29.082	2'57.664	202,2	17:46'45.991
2	1'10.737	51.287	56.022	33.206	3'31.252	72,8	17:50'17.243
3	43.847	44.585	45.803	20.613	2'34.848	90,0	17:52'52.091
4	23.552	35.970	32.417	19.539	1'51.478	236,8	17:54'43.569
5	24.024	36.001	43.782	25.932	2'09.739	236,3	17:56'53.308
6	39.388	46.008	53.889	23.051	2'42.336	122,3	17:59'35.644
7	23.132	35.716	32.485	19.249	1'50.582	238,4	18:01'26.226
8	23.004	34.913	30.875	19.164	1'47.956	235,8	18:03'14.182
9	22.921	34.761	30.778	19.087	1'47.547	233,8	18:05'01.729
10	22.974	34.675	30.742	19.083	1'47.474	234,3	18:06'49.203
11	22.867	34.603	30.722	19.010	1'47.202	231,8	18:08'36.405
12	22.900	34.503	30.600	19.085	1'47.088	232,8	18:10'23.493
13	23.193	34.687	30.719	19.031	1'47.630	233,3	18:12'11.123
14	23.338	34.959	30.574	18.988	1'47.859	232,3	18:13'58.982
15	22.828	34.594	30.526	19.287	1'47.235	235,3	18:15'46.217
16	23.596	34.789	30.611	19.939	1'48.935	231,3	18:17'35.152
Race Time 33'46.825							

6 H. YAMAKOSHI (1'45.321)							
Lap	Seg.1	Seg.2	Seg.3	Seg.4	Lap Time	km/h	Local Time
1		49.008	54.018	30.865	2'39.006	165,1	17:46'27.333
2	58.919	1'00.420	57.372	34.740	3'31.451	84,9	17:49'58.784
3	41.073	46.401	54.513	24.195	2'46.182	100,9	17:52'44.966
4	23.499	35.158	30.489	19.025	1'48.171	230,8	17:54'33.137
5	22.629	34.459	41.446	27.640	2'06.174	235,8	17:56'39.311
6	36.880	48.033	57.447	27.279	2'49.639	135,0	17:59'28.950
7	22.986	34.460	30.250	18.943	1'46.639	230,8	18:01'15.589
8	22.533	34.253	30.099	18.857	1'45.742	235,8	18:03'01.331
9	22.582	34.244	29.980	18.751	1'45.557	235,3	18:04'46.888
10	22.656	34.271	30.079	18.760	1'45.766	236,3	18:06'32.654
11	22.460	34.209	30.032	18.823	1'45.524	235,8	18:08'18.178
12	22.397	34.154	29.968	18.841	1'45.360	236,3	18:10'03.538
13	22.433	34.093	30.208	18.893	1'45.627	235,8	18:11'49.165
14	22.413	34.130	30.068	18.855	1'45.466	235,8	18:13'34.631
15	22.486	34.146	29.891	18.798	1'45.321	236,3	18:15'19.952
16	22.415	34.163	29.877	18.959	1'45.414	236,8	18:17'05.366
Race Time 33'17.039							

7 L. SAMMALISTO (1'46.043)							
Lap	Seg.1	Seg.2	Seg.3	Seg.4	Lap Time	km/h	Local Time
1		54.492	53.422	30.683	2'47.101	185,2	17:46'35.428
2	1'02.860	56.949	57.930	34.893	3'32.632	68,5	17:50'08.060
3	41.710	45.179	50.644	22.189	2'39.722	95,6	17:52'47.782
4	23.414	36.612	31.689	19.274	1'50.989	242,7	17:54'38.771

5	22.808	35.042	42.310	26.794	2'06.954	242,7	17:56'45.725
6	38.309	46.824	55.342	25.654	2'46.129	111,2	17:59'31.854
7	23.378	35.217	30.712	19.103	1'48.410	238,9	18:01'20.264
8	22.795	34.602	30.380	18.970	1'46.747	240,5	18:03'07.011
9	22.957	34.206	30.122	18.940	1'46.225	240,5	18:04'53.236
10	22.654	34.997	30.515	18.963	1'47.129	238,9	18:06'40.365
11	22.598	34.411	30.648	19.041	1'46.698	236,3	18:08'27.063
12	25.283	35.116	30.394	18.831	1'49.624	240,5	18:10'16.687
13	22.831	34.151	30.195	18.866	1'46.043	237,9	18:12'02.730
14	22.676	34.256	30.226	18.921	1'46.079	240,0	18:13'48.809
15	22.498	34.276	30.680	18.965	1'46.419	238,4	18:15'35.228
16	22.725	34.544	30.154	19.534	1'46.957	240,0	18:17'22.185
Race Time 33'33.858							

8 A. KOSTIC (1'46.168)							
Lap	Seg.1	Seg.2	Seg.3	Seg.4	Lap Time	km/h	Local Time
1		1'01.685	52.790	30.337	2'55.661	198,5	17:46'43.988
2	1'09.628	50.115	57.220	34.659	3'31.622	73,7	17:50'15.610
3	43.557	44.487	46.664	20.698	2'35.406	85,4	17:52'51.016
4	23.465	36.449	31.950	19.760	1'51.624	242,2	17:54'42.640
5	22.929	37.541	43.683	25.859	2'10.012	242,2	17:56'52.652
6	39.473	45.952	54.054	23.151	2'42.630	121,2	17:59'35.282
7	23.022	35.893	44.524	19.527	2'02.966	241,1	18:01'38.248
8	23.392	35.153	30.915	19.126	1'48.586	233,8	18:03'26.834
9	22.871	34.750	30.567	18.948	1'47.136	233,8	18:05'13.970
10	22.805	34.378	30.426	18.925	1'46.534	234,8	18:07'00.504
11	22.694	34.248	30.410	18.942	1'46.294	235,8	18:08'46.798
12	22.664	34.701	30.448	19.044	1'46.857	235,8	18:10'33.655
13	22.983	35.168	31.172	18.899	1'48.222	238,9	18:12'21.877
14	22.639	34.366	30.293	18.870	1'46.168	235,3	18:14'08.045
15	22.712	34.900	30.390	19.007	1'47.009	237,9	18:15'55.054
16	22.738	34.345	30.280	18.842	1'46.205	233,3	18:17'41.259
Race Time 33'52.932							

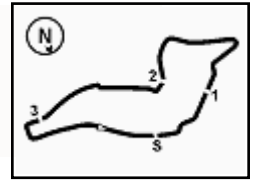
9 E. STACK (1'51.630)							
Lap	Seg.1	Seg.2	Seg.3	Seg.4	Lap Time	km/h	Local Time
1		1'01.469	52.698	29.534	2'57.078	201,9	17:46'45.405
2	1'10.674	50.844	56.042	33.816	3'31.376	77,6	17:50'16.781
3	43.649	44.759	45.750	20.582	2'34.740	81,9	17:52'51.521
4	23.365	36.401	32.042	19.822	1'51.630	241,6	17:54'43.151
5						239,5	
Race Time 10'54.824							

10 M. FERREIRA (1'45.723)							
Lap	Seg.1	Seg.2	Seg.3	Seg.4	Lap Time	km/h	Local Time
1		56.084	53.265	30.823	2'49.075	188,2	17:46'37.402
2	1'05.255	54.389	57.959	34.801	3'32.404	84,0	17:50'09.806
3	42.703	44.143	50.144	21.689	2'38.679	82,2	17:52'48.485
4	23.243	36.684	32.249	19.289	1'51.465	241,1	17:54'39.950
5	24.164	34.772	42.131	26.770	2'07.837	241,1	17:56'47.787
6	38.267	46.568	55.157	24.777	2'44.769	119,5	17:59'32.556
7	23.174	35.587	30.607	19.100	1'48.468	241,6	18:01'21.024
8	22.818	34.580	30.292	18.901	1'46.591	237,4	18:03'07.615
9	22.610	34.935	30.143	18.981	1'46.669	243,2	18:04'54.284
10	22.729	35.163	30.031	18.906	1'46.829	243,2	18:06'41.113
11	22.667	34.665	30.140	19.043	1'46.515	241,6	18:08'27.628
12	23.048	34.710	30.229	18.863	1'46.850	240,5	18:10'14.478
13	23.015	35.297	30.046	18.917	1'47.275	241,1	18:12'01.753
14	22.633	34.317	29.960	18.813	1'45.723	234,8	18:13'47.476
15	22.701	34.267	29.990	18.890	1'45.848	234,3	18:15'33.324
16	22.605	34.266	30.007	18.913	1'45.791	236,8	18:17'19.115
Race Time 33'30.788							

11 L. VIISOREANU (1'47.149)							
Lap	Seg.1	Seg.2	Seg.3	Seg.4	Lap Time	km/h	Local Time
1		57.898	53.057	31.420	2'52.905	194,9	17:46'41.232

01/06/2024 P = Pits In/Out - C = Lap Time Cancelled





ACI Racing Weekend Imola, 1-2 Giugno 2024

Italian F4 Championship - Chronological Analysis Race 1

Imola Circuit 4.909 m

Start at 17:43'48.327

2 / 5

2	1'06.369	52.490	57.885	35.222	3'31.966	83,1	17:50'13.198	8	22.696	34.779	30.196	19.078	1'46.749	239,5	18:03'07.425
3	41.936	45.212	48.314	21.218	2'36.680	87,7	17:52'49.878	9	22.696	34.727	30.200	19.005	1'46.628	236,3	18:04'54.053
4	24.008	35.686	32.560	19.661	1'51.915	224,5	17:54'41.793	10	22.904	34.716	30.203	18.980	1'46.803	236,8	18:06'40.856
5	23.355	36.574	43.037	26.351	2'09.317	234,8	17:56'51.110	11	22.682	34.621	30.171	19.008	1'46.482	240,5	18:08'27.338
6	38.628	46.647	53.693	24.360	2'43.328	128,4	17:59'34.438	12	23.041	34.695	30.169	18.979	1'46.884	240,5	18:10'14.222
7	23.658	35.676	34.896	20.233	1'54.463	235,8	18:01'28.901	13	23.284	35.503	30.332	18.899	1'48.018	238,4	18:12'02.240
8	23.036	34.696	34.020	19.265	1'51.017	233,3	18:03'19.918	14	22.639	34.431	30.087	18.973	1'46.130	239,5	18:13'48.370
9	23.018	34.956	30.932	19.221	1'48.127	234,3	18:05'08.045	15	22.573	34.351	30.640	19.029	1'46.593	235,3	18:15'34.963
10	23.056	35.131	31.670	19.013	1'48.870	234,3	18:06'56.915	16	22.846	34.442	30.286	19.431	1'47.005	234,3	18:17'21.968
11	22.865	34.767	30.725	18.991	1'47.348	232,3	18:08'44.263								
12	23.917	34.738	30.744	19.177	1'48.576	231,3	18:10'32.839								
13	22.998	34.804	30.634	19.046	1'47.482	231,3	18:12'20.321								
14	22.858	34.579	30.561	19.151	1'47.149	231,3	18:14'07.470								
15	23.212	35.735	30.743	19.202	1'48.892	231,3	18:15'56.362								
16	23.153	35.039	31.221	19.276	1'48.689	231,8	18:17'45.051								

Race Time 33'56.724 + 10.000Pen

Race Time 33'33.641 + 10.000Pen

18 J. KOLLER

Lap	Seg.1	Seg.2	Seg.3	Seg.4	Lap Time	km/h	Local Time
1							206,5
							Race Time 5:..61'6.3

19 K. ANURAG (1'46.923)

Lap	Seg.1	Seg.2	Seg.3	Seg.4	Lap Time	km/h	Local Time
1							
2	1'05.313	56.490	53.061	31.329	2'50.227	191,2	17:46'38.554
3	42.490	44.984	49.098	21.638	2'38.210	89,5	17:52'48.919
4	23.017	36.743	33.353	19.333	1'52.446	240,0	17:54'41.365
5	23.031	35.672	42.440	26.765	2'07.908	238,4	17:56'49.273
6	38.503	47.180	53.904	24.409	2'43.996	126,2	17:59'33.269
7	23.222	35.839	31.317	19.081	1'49.459	237,4	18:01'22.728
8	22.709	34.471	30.709	19.040	1'46.929	236,8	18:03'09.657
9	22.735	34.619	30.626	18.943	1'46.923	238,4	18:04'56.580
10	22.697	34.581	30.538	19.566	1'47.382	237,9	18:06'43.962
11	25.307	39.695	34.038			182,7	
							Race Time 22'55.635

20 M. RYBA

Lap	Seg.1	Seg.2	Seg.3	Seg.4	Lap Time	km/h	Local Time
1							198,2
							Race Time 5:..61'6.3

21 E. ISCHER

Lap	Seg.1	Seg.2	Seg.3	Seg.4	Lap Time	km/h	Local Time
1							188,8
							Race Time 5:..61'6.3

14 R. AL DHAHERI (1'45.598)

Lap	Seg.1	Seg.2	Seg.3	Seg.4	Lap Time	km/h	Local Time
1		51.305	54.390	29.989	2'43.756	181,2	17:46'32.083
2	1'01.869	57.777	57.985	35.120	3'32.751	79,8	17:50'04.834
3	41.187	46.258	51.564	23.042	2'42.051	95,1	17:52'46.885
4	23.504	36.490	31.431	19.104	1'50.529	238,4	17:54'37.414
5	22.807	34.445	41.690	26.435	2'05.377	234,8	17:56'42.791
6	37.914	47.469	56.128	25.984	2'47.495	111,3	17:59'30.286
7	23.109	36.126	30.732	19.027	1'48.994	240,0	18:01'19.280
8	22.738	34.489	30.318	18.918	1'46.463	238,4	18:03'05.743
9	22.583	34.396	30.160	18.920	1'46.059	237,4	18:04'51.802
10	22.748	35.308	30.122	18.790	1'46.968	238,4	18:06'38.770
11	22.969	34.918	30.142	18.854	1'46.883	237,9	18:08'25.653
12	22.570	34.202	30.031	18.881	1'45.684	236,3	18:10'11.337
13	22.548	34.311	30.159	19.005	1'46.023	237,4	18:11'57.360
14	22.574	34.211	29.989	18.824	1'45.598	237,9	18:13'42.958
15	22.649	34.388	30.031	18.889	1'45.957	237,9	18:15'28.915
16	22.567	34.281	30.146	19.093	1'46.087	236,8	18:17'15.002
							Race Time 33'26.675

16 D. LARINI (1'46.130)

Lap	Seg.1	Seg.2	Seg.3	Seg.4	Lap Time	km/h	Local Time
1		55.236	53.346	30.999	2'48.660	192,2	17:46'36.987
2	1'03.926	55.591	57.911	34.869	3'32.297	80,0	17:50'09.284
3	42.798	44.086	50.213	21.855	2'38.952	92,4	17:52'48.236
4	23.376	36.376	32.000	19.267	1'51.019	238,9	17:54'39.255
5	22.787	35.163	42.444	26.989	2'07.383	241,6	17:56'46.638
6	38.328	46.379	55.394	25.471	2'45.572	112,6	17:59'32.210
7	23.394	35.436	30.556	19.080	1'48.466	237,4	18:01'20.676

22 E. FREY (1'51.050)

Lap	Seg.1	Seg.2	Seg.3	Seg.4	Lap Time	km/h	Local Time
1		57.822	52.709	31.756	2'52.034	188,2	17:46'40.361
2	1'05.435	53.323	57.984	35.152	3'31.894	88,2	17:50'12.255
3	42.147	45.045	48.801	21.293	2'37.286	90,9	17:52'49.541
4	23.182	36.448	32.296	19.124	1'51.050	241,6	17:54'40.591
5	23.754	37.035	42.782			238,9	
							Race Time 10'52.264

23 R. FRANCO

Lap	Seg.1	Seg.2	Seg.3	Seg.4	Lap Time	km/h	Local Time
1		1'01.422	52.785	29.960	2'55.962	176,5	17:46'44.289
2	1'09.949	50.436	56.978			80,4	
							Race Time 2'55.962

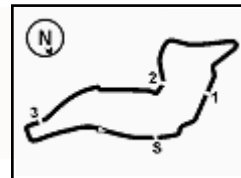
24 S. ZHANG (1'46.522)

Lap	Seg.1	Seg.2	Seg.3	Seg.4	Lap Time	km/h	Local Time
1		56.111	52.943	31.957	2'51.520	198,9	17:46'39.847
2	1'05.467	53.102	58.011	35.343	3'31.923	84,6	17:50'11.770
3	41.918	45.054	48.959	21.514	2'37.445	93,2	17:52'49.215
4	23.300	36.377	32.106	19.515	1'51.298	236,8	17:54'40.513
5	23.695	35.305	41.989	26.893	2'07.882	235,8	17:56'48.395
6	38.401	46.607	54.874	24.861	2'44.743	119,7	17:59'33.138
7	23.230	35.645	31.084	19.083	1'49.042	236,8	18:01'22.180
8	22.922	34.499	30.602	19.046	1'47.069	231,3	18:03'09.249
9	22.826	34.420	30.411	19.012	1'46.669	231,8	18:04'55.918
10	22.942	34.424	30.481	18.977	1'46.824	230,8	18:06'42.742

01/06/2024

P = Pits In/Out - C = Lap Time Cancelled





ACI Racing Weekend Imola, 1-2 Giugno 2024

Italian F4 Championship - Chronological Analysis Race 1

Imola Circuit 4.909 m

Start at 17:43'48.327

3 / 5

11	22.822	34.392	30.570	18.957	1'46.741	230,8	18:08'29.483	10	22.540	34.544	29.977	18.958	1'46.019	242,7	18:06'35.926		
12	22.881	34.694	30.493	19.034	1'47.102	231,3	18:10'16.585	11	22.514	34.381	30.094	18.845	1'45.834	243,2	18:08'21.760		
13	23.297	34.681	30.473	18.950	1'47.401	231,3	18:12'03.986	12	22.560	34.345	30.151	18.897	1'45.953	242,2	18:10'07.713		
14	22.992	34.248	30.524	19.034	1'46.798	230,8	18:13'50.784	13	22.566	34.366	30.137	18.980	1'46.049	242,7	18:11'53.762		
15	22.778	34.240	30.523	18.981	1'46.522	230,8	18:15'37.306	14	22.509	34.284	30.099	18.882	1'45.774	242,2	18:13'39.536		
16	22.906	34.287	30.525	19.037	1'46.755	229,8	18:17'24.061	15	22.465	34.264	30.083	18.838	1'45.650	240,0	18:15'25.186		
									Race Time 33'35.734	16	22.587	34.376	30.149	18.894	1'46.006	241,6	18:17'11.192

Race Time 33'22.865

27 F. SLATER (1'45.366)

Lap	Seg.1	Seg.2	Seg.3	Seg.4	Lap Time	km/h	Local Time										
1		49.328	54.020	30.728	2'39.446	172,2	17:46'27.773										
2	59.468	59.850	57.509	34.723	3'31.550	89,5	17:49'59.323										
3	40.826	46.596	54.372	24.011	2'45.805	86,8	17:52'45.128										
4	23.012	34.672	30.412	18.986	1'47.082	237,9	17:54'32.210										
5	22.795	34.280	41.838	27.710	2'06.623	234,8	17:56'38.833										
6	36.706	48.207	57.575	27.087	2'49.575	144,6	17:59'28.408										
7	22.943	34.250	30.225	18.947	1'46.365	233,8	18:01'14.773										
8	22.744	34.099	30.086	18.886	1'45.815	234,3	18:03'00.588										
9	22.647	34.087	30.034	18.847	1'45.615	233,8	18:04'46.203										
10	22.675	34.153	29.991	18.828	1'45.647	234,8	18:06'31.850										
11	22.645	34.050	30.087	18.773	1'45.555	234,3	18:08'17.405										
12	22.646	33.939	29.950	18.831	1'45.366	235,8	18:10'02.771										
13	22.577	34.025	30.048	18.830	1'45.480	237,4	18:11'48.251										
14	22.655	34.024	30.067	18.822	1'45.568	236,3	18:13'33.819										
15	22.553	34.015	30.071	18.839	1'45.478	234,3	18:15'19.297										
16	22.576	34.085	30.090	18.959	1'45.710	235,8	18:17'05.007										
									Race Time 33'16.680								

34 F. MACEDO (1'46.785)

Lap	Seg.1	Seg.2	Seg.3	Seg.4	Lap Time	km/h	Local Time										
1		1'00.817	53.041	29.665	2'56.608	204,5	17:46'44.935										
2	1'10.253	50.699	56.402	33.883	3'31.237	74,6	17:50'16.172										
3	43.648	44.561	46.200	20.645	2'35.054	84,9	17:52'51.226										
4	23.360	36.440	32.133	20.097	1'52.030	237,9	17:54'43.256										
5	27.843	36.870	42.235	27.611	2'14.559	238,4	17:56'57.815										
6	38.292	47.153	52.010	22.119	2'39.574	114,8	17:59'37.389										
7	23.120	35.077	32.593	20.030	1'50.820	238,4	18:01'28.209										
8	23.057	34.625	30.465	19.069	1'47.216	231,8	18:03'15.425										
9	23.001	35.109	30.515	19.023	1'47.648	235,3	18:05'03.073										
10	22.880	34.574	30.452	18.957	1'46.863	233,3	18:06'49.936										
11	22.662	34.629	30.571	19.139	1'47.001	235,3	18:08'36.937										
12	22.908	34.499	30.396	18.982	1'46.785	236,3	18:10'23.722										
13	23.100	34.797	30.739	19.046	1'47.682	239,5	18:12'11.404										
14	23.112	35.335	30.420	19.061	1'47.928	242,2	18:13'59.332										
15	22.803	34.593	30.446	19.186	1'47.028	237,9	18:15'46.360										
16	23.168	34.549	30.623	19.628	1'47.968	234,8	18:17'34.328										
									Race Time 33'46.001								

29 N. BERREBY (2'34.650)

Lap	Seg.1	Seg.2	Seg.3	Seg.4	Lap Time	km/h	Local Time										
1		1'01.561	52.801	29.390	2'58.724	193,5	17:46'47.051										
2	1'10.625	51.150	55.805	33.619	3'31.199	64,1	17:50'18.250										
3	43.860	44.209	45.617	20.964	2'34.650	88,4	17:52'52.900										
4	24.279	42.006	38.297	40.252	2'24.834P	235,3	17:55'17.734										
									Race Time 11'29.407								

36 G. JONSSON (1'45.731)

Lap	Seg.1	Seg.2	Seg.3	Seg.4	Lap Time	km/h	Local Time											
1		50.725	54.474	29.984	2'43.254	175,9	17:46'31.581											
2	1'01.765	57.922	57.838	35.158	3'32.683	82,9	17:50'04.264											
3	41.319	45.681	52.134	23.420	2'42.554	94,6	17:52'46.818											
4	23.471	36.143	30.638	19.034	1'49.286	237,9	17:54'36.104											
5	22.775	34.522	42.324	26.755	2'06.376	233,8	17:56'42.480											
6	37.823	47.448	56.033	26.272	2'47.576	114,0	17:59'30.056											
7	23.189	35.629	30.421	18.962	1'48.201	236,8	18:01'18.257											
8	22.994	34.220	30.241	18.878	1'46.333	235,3	18:03'04.590											
9	22.612	34.367	30.138	19.732	1'46.849	235,3	18:04'51.439											
10	23.002	35.016	30.122	18.999	1'47.139	239,5	18:06'38.578											
11	23.024	34.329	30.248	18.932	1'46.533	235,3	18:08'25.111											
12	22.573	34.197	30.124	18.903	1'45.797	234,3	18:10'10.908											
13	22.598	34.256	30.128	18.888	1'45.870	234,3	18:11'56.778											
14	22.564	34.232	30.136	18.865	1'45.797	234,8	18:13'42.575											
15	22.569	34.109	30.101	18.952	1'45.731	234,3	18:15'28.306											
16	22.739	34.307	30.129	19.021	1'46.196	234,8	18:17'14.502											
									Race Time 33'26.175									

31 A. BOHRA (1'45.527)

Lap	Seg.1	Seg.2	Seg.3	Seg.4	Lap Time	km/h	Local Time											
1		49.497	54.337	30.546	2'40.103	172,8	17:46'28.430											
2	59.884	59.585	57.583	34.679	3'31.731	86,3	17:50'00.161											
3	41.157	46.035	54.207	23.905	2'45.304	99,5	17:52'45.465											
4	23.170	35.369	30.672	19.087	1'48.298	237,9	17:54'33.763											
5	22.723	34.439	41.607	27.185	2'05.954	237,4	17:56'39.717											
6	37.400	47.879	57.091	26.946	2'49.316	130,6	17:59'29.033											
7	23.550	34.502	30.205	18.990	1'47.247	234,3	18:01'16.280											
8	22.691	34.283	30.133	18.968	1'46.075	237,4	18:03'02.355											
9	22.647	34.237	30.110	18.883	1'45.877	235,3	18:04'48.232											
10	22.615	34.145	30.023	18.865	1'45.648	235,8	18:06'33.880											
11	22.601	34.036	30.062	18.829	1'45.528	236,3	18:08'19.408											
12	22.572	34.060	30.042	18.853	1'45.527	236,3	18:10'04.935											
13	22.576	34.114	30.098	18.832	1'45.620	236,3	18:11'50.555											
14	22.581	34.099	30.031	18.873	1'45.584	236,8	18:13'36.139											
15	22.549	34.171	30.147	18.919	1'45.786	236,3	18:15'21.925											
16	22.632	34.169	29.997	18.948	1'45.746	233,8	18:17'07.671											
									Race Time 33'19.344									

45 J. BEETON (1'45.709)

Lap	Seg.1	Seg.2	Seg.3	Seg.4	Lap Time	km/h	Local Time
1		50.695	54.359	30.216	2'42.013	182,1	17:46'30.340
2	1'01.005	58.649	57.488	34.839	3'31.981	86,7	17:50'02.321
3	41.200	46.337	52.797	23.427	2'43.761	105,8	17:52'46.082
4	24.184	35.190	30.604	19.069	1'49.047	234,8	17:54'35.129
5	22.698	34.630	42.511	26.489	2'06.328	238,4	17:56'41.457
6	37.584	47.690	56.596	26.475	2'48.345	115,8	17:59'29.802
7	23.068	35.085	30.310	18.952	1'47.415	237,9	18:01'17.217
8	22.654	34.592	30.190	19.006	1'46.442	239,5	18:03'03.659
9	22.525	34.342	30.115	18.999	1'45.981	237,4	18:04'49.640
10	22.640	34.233	30.092	19.022	1'45.987	237,4	18:06'35.627
11	22.541	34.172	30.067	18.932	1'45.712	236,8	18:08'21.339
12	22.652	34.286	30.150	18.970	1'46.058	238,4	18:10'07.397
13	22.591	34.256	30.235	18.914	1'45.996	237,9	18:11'53.393
14	22.581	34.158	30.104	18.879	1'45.722	235,8	18:13'39.115
15	22.563	34.190	30.014	18.942	1'45.709	235,3	18:15'24.824

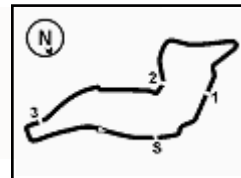
01/06/2024

P = Pits In/Out - C = Lap Time Cancelled





5.5



ACI Racing Weekend Imola, 1-2 Giugno 2024 Italian F4 Championship - Chronological Analysis Race 1

Imola Circuit 4.909 m

Start at 17:43'48.327

4 / 5

16	22.625	34.173	30.029	19.001	1'45.828	234,3	18:17'10.652	7	24.156	35.695	31.556	20.392	1'51.799	235,3	18:01'29.110
								8	23.507	35.022	31.487	19.236	1'49.252	236,3	18:03'18.362
								9	23.078	35.222	30.869	19.500	1'48.669	233,8	18:05'07.031
								10	23.542	35.060	32.493	19.244	1'50.339	235,3	18:06'57.370
								11	23.244	35.046	30.738	19.172	1'48.200	234,3	18:08'45.570
								12	22.974	34.951	30.741	19.047	1'47.713	232,8	18:10'33.283
								13	23.076	35.112	32.722	19.081	1'49.991	234,3	18:12'23.274
								14	23.490	34.990	30.959	19.130	1'48.569	233,3	18:14'11.843
								15	23.217	34.946	30.767	19.272	1'48.202	232,8	18:16'00.045
								16	23.035	35.076	31.008	19.257	1'48.376	231,8	18:17'48.421
															Race Time 33'22.325

49 A. PETROVIC (1'46.535)

Lap	Seg.1	Seg.2	Seg.3	Seg.4	Lap Time	km/h	Local Time
1		59.404	53.184	31.367	2'53.805	195,3	17:46'42.132
2	1'06.399	52.983	57.475	34.846	3'31.703	84,1	17:50'13.835
3	42.111	45.068	47.991	20.968	2'36.138	88,3	17:52'49.973
4	23.335	36.070	32.777	19.563	1'51.745	239,5	17:54'41.718
5	23.311	35.769	42.388	26.721	2'08.189	235,8	17:56'49.907
6	38.672	46.953	53.937	24.330	2'43.892	113,4	17:59'33.799
7	22.865	35.883	31.205	19.392	1'49.345	234,3	18:01'23.144
8	23.218	34.453	30.227	18.956	1'46.854	234,8	18:03'09.998
9	22.639	34.794	30.526	18.969	1'46.928	235,8	18:04'56.926
10	22.662	34.699	30.265	19.373	1'46.999	236,3	18:06'43.925
11	22.916	34.478	30.239	19.033	1'46.666	232,8	18:08'30.591
12	22.667	34.533	30.348	19.170	1'46.718	230,8	18:10'17.309
13	22.657	35.000	30.401	18.945	1'47.003	235,8	18:12'04.312
14	22.806	34.733	30.269	19.076	1'46.884	236,3	18:13'51.196
15	22.690	34.539	30.288	19.018	1'46.535	235,3	18:15'37.731
16	22.772	34.610	30.256	19.008	1'46.646	234,3	18:17'24.377
							Race Time 33'36.050

55 A. RODELLA (1'46.606)

Lap	Seg.1	Seg.2	Seg.3	Seg.4	Lap Time	km/h	Local Time
1		59.642	52.742	31.240	2'54.313	192,2	17:46'42.640
2	1'07.876	51.690	57.130	35.040	3'31.736	89,4	17:50'14.376
3	42.000	45.211	47.827	20.869	2'35.907	101,6	17:52'50.283
4	23.892	35.698	32.499	19.611	1'51.700	241,1	17:54'41.983
5	23.273	36.761	43.243	26.354	2'09.631	244,9	17:56'51.614
6	38.646	46.550	53.854	23.903	2'42.953	124,7	17:59'34.567
7	23.129	35.082	31.279	19.310	1'48.800	240,5	18:01'23.367
8	23.349	34.546	30.443	18.886	1'47.224	240,0	18:03'10.591
9	22.589	34.740	30.478	19.011	1'46.818	237,4	18:04'57.409
10	22.697	34.703	30.244	19.148	1'46.792	237,9	18:06'44.201
11	22.833	34.757	30.392	18.935	1'46.917	238,4	18:08'31.118
12	22.717	34.539	30.389	18.961	1'46.606	237,4	18:10'17.724
13	22.717	34.986	30.287	19.131	1'47.121	238,4	18:12'04.845
14	23.535	34.962	30.367	18.972	1'47.836	237,4	18:13'52.681
15	23.257	34.635	30.387	18.935	1'47.214	236,3	18:15'39.895
16	22.984	34.606	30.738	19.059	1'47.387	233,3	18:17'27.282
							Race Time 33'38.955

62 E. ROBINSON (1'46.444)

Lap	Seg.1	Seg.2	Seg.3	Seg.4	Lap Time	km/h	Local Time
1		1'01.285	52.996	29.385	2'59.479	192,9	17:46'47.806
2	1'10.555	51.331	55.540	33.440	3'30.866	63,9	17:50'18.672
3	44.870	43.307	45.515	21.889	2'55.581	79,5	17:52'54.253
4	23.625	36.108	30.868	20.045	1'50.646	231,8	17:54'44.899
5	23.849	35.775	44.335	27.295	2'11.254	241,6	17:56'56.153
6	38.197	46.341	53.456	22.685	2'40.679	116,9	17:59'36.832
7	23.115	35.363	32.644	19.402	1'50.524	237,9	18:01'27.356
8	22.935	34.525	30.671	19.850	1'47.981	236,3	18:03'15.337
9	23.390	35.177	30.540	19.050	1'48.157	236,8	18:05'03.494
10	22.872	34.739	30.582	19.043	1'47.236	237,9	18:06'50.730
11	22.759	34.393	30.288	19.004	1'46.444	236,8	18:08'37.174
12	22.875	34.742	30.561	19.086	1'47.264	241,1	18:10'24.438
13	23.220	34.587	30.308	19.291	1'47.406	236,3	18:12'11.844
14	22.877	35.462	30.512	19.114	1'47.965	235,8	18:13'59.809
15	22.760	34.533	30.375	19.167	1'46.835	236,8	18:15'46.644
16	23.432	34.853	30.336	19.301	1'47.922	240,5	18:17'34.566
							Race Time 33'46.239

70 K. MRAD

Lap	Seg.1	Seg.2	Seg.3	Seg.4	Lap Time	km/h	Local Time
1							193,9
							Race Time 5.:61'.6.3

71 M. REHM (1'45.632)

Lap	Seg.1	Seg.2	Seg.3	Seg.4	Lap Time	km/h	Local Time
1		53.053	53.839	30.046	2'45.186	186,2	17:46'33.513
2	1'02.307	57.834	58.206	34.832	3'33.179	81,7	17:50'06.692
3	41.700	45.498	50.754	22.788	2'40.740	93,8	17:52'47.432
4	23.150	36.523	31.398	19.184	1'50.255	244,3	17:54'37.687
5	22.721	34.770	41.965	26.712	2'06.168	243,8	17:56'43.855
6	38.185	47.335	55.382	26.104	2'47.006	108,5	17:59'30.861
7	23.047	35.416	30.484	19.004	1'47.951	235,8	18:01'18.812
8	22.727	34.526	30.350	18.906	1'46.509	238,4	18:03'05.321

50 D. GOWDA (1'45.403)

Lap	Seg.1	Seg.2	Seg.3	Seg.4	Lap Time	km/h	Local Time
1		49.723	54.550	30.322	2'40.694	172,5	17:46'29.021
2	1'00.940	58.468	57.807	34.503	3'31.718	88,2	17:50'00.739
3	41.332	45.928	53.896	23.961	2'45.117	101,8	17:52'45.856
4	23.236	35.348	30.707	19.169	1'48.460	232,3	17:54'34.316
5	22.711	34.694	41.274	27.232	2'05.911	238,9	17:56'40.227
6	37.445	47.659	57.168	26.810	2'49.082	120,7	17:59'29.309
7	23.414	34.887	30.228	19.005	1'47.534	237,9	18:01'16.843
8	22.729	34.463	30.210	18.891	1'46.293	237,4	18:03'03.136
9	22.545	34.277	30.258	18.937	1'46.017	240,0	18:04'49.153
10	22.610	34.186	30.145	18.915	1'45.856	235,8	18:06'35.009
11	22.611	34.207	30.123	18.942	1'45.883	234,8	18:08'20.892
12	22.633	34.295	30.088	18.943	1'45.959	237,9	18:10'06.851
13	22.567	34.162	30.114	18.832	1'45.675	234,8	18:11'52.526
14	22.556	34.095	29.960	18.843	1'45.454	234,3	18:13'37.980
15	22.514	34.064	29.964	18.861	1'45.403	236,8	18:15'23.383
16	22.568	34.074	29.956	18.863	1'45.461	236,8	18:17'08.844
							Race Time 33'20.517

51 K. NAKAMURA-BERTA

Lap	Seg.1	Seg.2	Seg.3	Seg.4	Lap Time	km/h	Local Time
1						180,3	
							Race Time 5.:61'.6.3

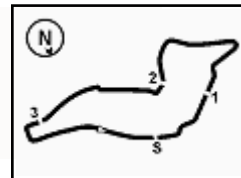
52 O. SAVINKOV (1'50.293)

Lap	Seg.1	Seg.2	Seg.3	Seg.4	Lap Time	km/h	Local Time
1		1'01.824	53.067	29.604	3'00.654	206,1	17:46'48.981
2	1'10.543	51.066	55.541	33.386	3'30.536	62,9	17:50'19.517
3	44.881	43.207	45.653	21.211	2'34.952	77,6	17:52'54.469
4	23.829	36.165	30.916	19.383	1'50.293	234,8	17:54'44.762
5	23.736	35.680	43.934	26.093	2'09.443	234,3	17:56'54.205
6	39.274	46.093	54.051	22.692	2'42.110	120,0	17:59'36.315
7	23.102	35.536	32.970		240,0		
							Race Time 15'47.988

54 G. HOLGUIN (1'47.713)

Lap	Seg.1	Seg.2	Seg.3	Seg.4	Lap Time	km/h	Local Time
1		55.243	53.089	29.387	3'01.340	204,2	17:46'49.667
2	1'11.037	50.462	55.584	33.284	3'30.367	62,4	17:50'20.034
3	45.163	43.161	45.512	21.012	2'34.848	78,5	17:52'54.882
4	23.706	36.499	31.128	19.349	1'50.682	237,4	17:54'45.564
5	24.189	36.052	43.621	27.481	2'11.343	235,3	17:56'56.907
6	38.621	45.765	53.516	22.502	2'40.404	118,4	17:59'37.311

01/06/2024



Imola Circuit 4.909 m

5 / 5

ACI Racing Weekend Imola, 1-2 Giugno 2024

Italian F4 Championship - Chronological Analysis Race 1

Start at 17:43'48.327

9	22.537	34.435	30.223	18.901	1'46.096	238,4	18:04'51.417
10	22.957	34.612	30.183	18.879	1'46.631	233,8	18:06'38.048
11	22.587	34.352	30.246	18.906	1'46.091	233,8	18:08'24.139
12	22.619	34.307	30.145	18.829	1'45.900	236,8	18:10'10.039
13	22.589	34.368	30.161	18.814	1'45.932	236,3	18:11'55.971
14	22.552	34.077	30.143	18.860	1'45.632	237,4	18:13'41.603
15	22.711	34.237	30.165	18.881	1'45.994	235,3	18:15'27.597
16	22.539	34.369	30.270	19.012	1'46.190	234,8	18:17'13.787

Race Time 33'25.460

73 E. OLIVIERI (1'45.701)

Lap	Seg.1	Seg.2	Seg.3	Seg.4	Lap Time	km/h	Local Time
1		53.479	53.692	30.689	2'46.523	187,5	17:46'34.850
2	1'01.810	58.026	57.820	34.856	3'32.512	82,8	17:50'07.362
3	42.044	45.135	50.575	22.467	2'40.221	90,4	17:52'47.583
4	23.356	36.708	31.559	19.345	1'50.968	240,5	17:54'38.551
5	22.824	34.764	42.235	26.821	2'06.644	239,5	17:56'45.195
6	38.364	46.900	55.221	26.094	2'46.579	111,6	17:59'31.774
7	23.382	34.822	30.804	19.208	1'48.216	234,8	18:01'19.990
8	22.740	34.537	30.367	19.097	1'46.741	236,8	18:03'06.731
9	22.629	34.317	30.228	18.903	1'46.077	236,8	18:04'52.808
10	22.684	35.210	30.309	18.911	1'47.114	239,5	18:06'39.922
11	22.541	34.711	30.558	19.101	1'46.911	241,6	18:08'26.833
12	23.351	34.206	30.158	18.918	1'46.633	238,9	18:10'13.466
13	22.641	34.104	30.053	18.903	1'45.701	234,8	18:11'59.167
14	22.697	34.255	30.106	18.938	1'45.996	236,3	18:13'45.163
15	22.864	34.395	30.079	18.976	1'46.314	236,8	18:15'31.477
16	22.745	34.361	30.181	18.983	1'46.270	237,9	18:17'17.747

Race Time 33'29.420

77 E. YEH

Lap	Seg.1	Seg.2	Seg.3	Seg.4	Lap Time	km/h	Local Time
1						202,2	

Race Time 5.:61'.6.3

80 A. POWELL (2'43.153)

Lap	Seg.1	Seg.2	Seg.3	Seg.4	Lap Time	km/h	Local Time
1		50.204	54.280	30.190	2'42.677	179,4	17:46'31.004
2	1'01.481	57.978	57.455	35.219	3'32.133	91,4	17:50'03.137
3	41.107	46.124	52.632	23.290	2'43.153	96,5	17:52'46.290
4	23.986	36.445	31.754			236,8	

Race Time 8'57.963

88 L. HODENIUS (1'46.265)

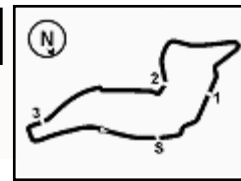
Lap	Seg.1	Seg.2	Seg.3	Seg.4	Lap Time	km/h	Local Time
1		54.976	53.405	30.849	2'48.020	183,7	17:46'36.347
2	1'03.368	56.382	57.771	34.890	3'32.411	74,1	17:50'08.758
3	42.856	44.030	50.255	22.010	2'39.151	90,7	17:52'47.909
4	23.621	36.612	32.369	19.298	1'51.900	240,5	17:54'39.809
5	23.560	34.745	42.229	26.977	2'07.511	237,9	17:56'47.320
6	38.422	46.218	55.233	25.166	2'45.039	111,2	17:59'32.359
7	23.157	45.977	30.655	19.145	1'58.934	242,2	18:01'31.293
8	22.810	34.585	30.967	19.116	1'47.478	234,8	18:03'18.771
9	22.958	35.113	30.874	19.596	1'48.541	238,4	18:05'07.312
10	23.000	34.306	30.280	18.952	1'46.538	240,5	18:06'53.850
11	22.680	34.285	30.910	18.985	1'46.860	233,8	18:08'40.710
12	22.854	34.322	30.295	18.927	1'46.398	233,3	18:10'27.108
13	22.742	34.442	30.071	19.010	1'46.265	233,3	18:12'13.373
14	22.989	34.519	30.378	19.192	1'47.078	235,3	18:14'00.451
15	22.702	34.514	30.361	19.132	1'46.709	236,3	18:15'47.160
16	23.023	35.167	30.478	19.270	1'47.938	237,4	18:17'35.098

Race Time 33'46.771

01/06/2024

P = Pits In/Out - C = Lap Time Cancelled

Powered by FICr PERUGIA TIMING



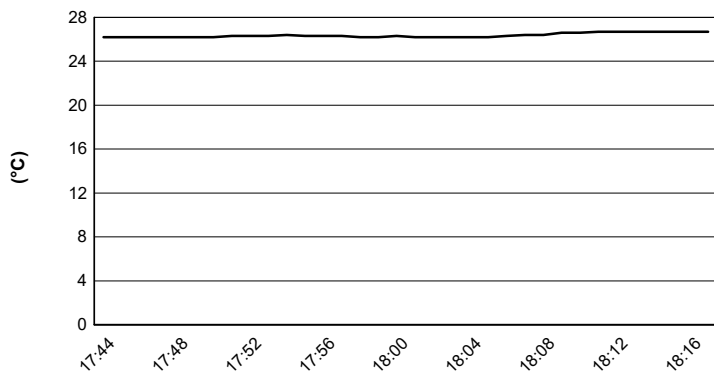
Imola Circuit 4.909 m

ACI Racing Weekend Imola, 1-2 Giugno 2024

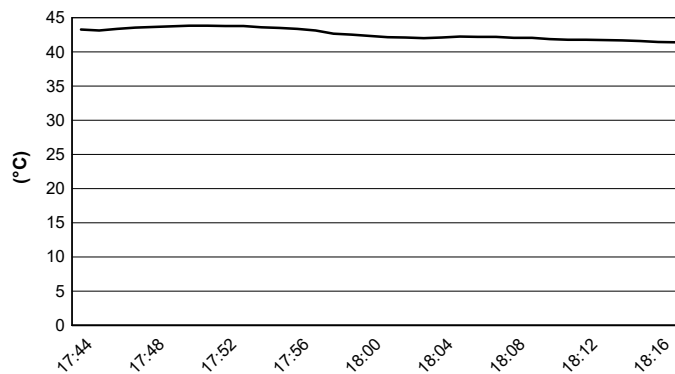
Italian F4 Championship - Weather Report Race 1

Session started 17:44 - Session ended 18:17

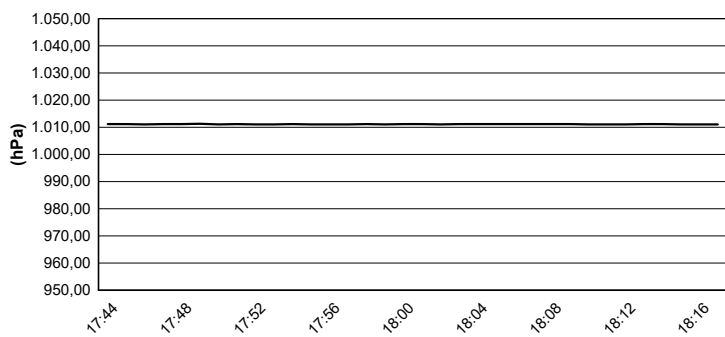
Air Temperature



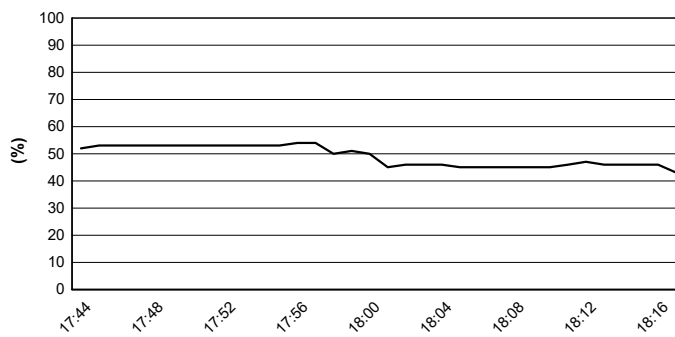
Track Temperature



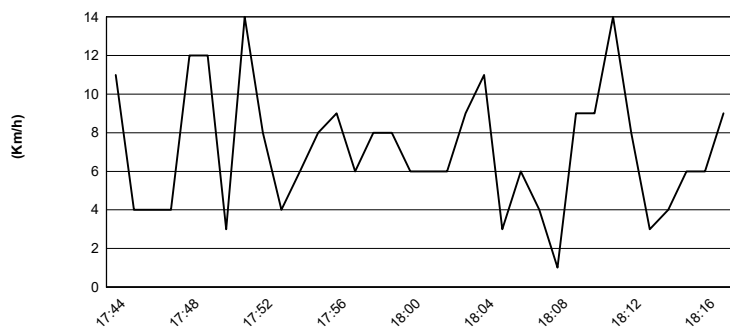
Air Pressure



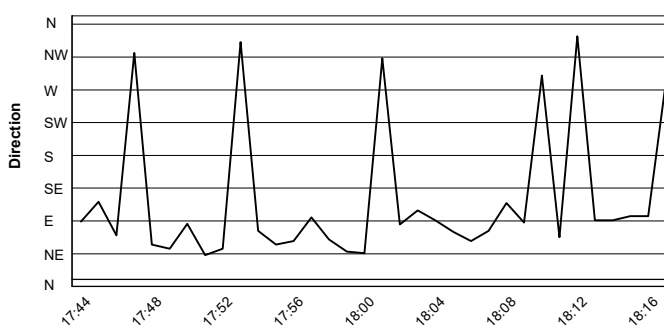
Humidity



Wind Speed

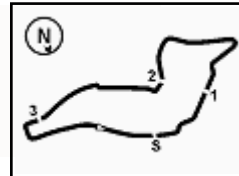


Wind Direction



01/06/2024




ACI Racing Weekend Imola, 1-2 Giugno 2024
Italian F4 Championship - Starting Grid - Race 1 (Duration: 30' +1 Lap)

54	HOLGUIN G. Maffi Racing	Tatuus 1'54.507	29	BERREBY N. Maffi Racing	Tatuus 1'49.657	19
52	SAVINKOV O. AKM Motorsport	Tatuus 1'47.637	18	KOLLER J. BVM Racing	Tatuus 1'47.503	18
5	DOBRZANSKI W. AKM Motorsport	Tatuus 1'47.192	34	MACEDO F. Cram Motorsport	Tatuus 1'46.973	17
9	STACK E. PHM AIX Racing	Tatuus 1'46.949	20	RYBA M. Jenzer Motorsport	Tatuus 1'46.700	16
77	YEH E. R-ACE GP	Tatuus 1'46.551	8	KOSTIC A. Van Amersfoort Racing	Tatuus 1'46.126	15
24	ZHANG S. Jenzer Motorsport	Tatuus 1'46.435	3	POPOV M. PHM AIX Racing	Tatuus 1'46.272	14
62	ROBINSON E. AS Motorsport	Tatuus 1'46.270	11	VIISOREANU L. Real Racing	Tatuus 1'46.213	13
49	PETROVIC A. PHM AIX Racing	Tatuus 1'46.081	55	RODELLA A. Van Amersfoort Racing	Tatuus 1'46.062	12
70	MRAD K. PHM AIX Racing	Tatuus 1'46.021	16	LARINI D. PHM AIX Racing	Tatuus 1'46.004	11
21	ISCHER E. Jenzer Motorsport	Tatuus 1'45.980	22	FREY E. Jenzer Motorsport	Tatuus 1'45.977	10
19	ANURAG K. US Racing	Tatuus 1'45.954	10	FERREIRA M. US Racing	Tatuus 1'45.942	9
88	HODENIUS L. Van Amersfoort Racing	Tatuus 1'45.820	73	OLIVIERI E. AKM Motorsport	Tatuus 1'45.809	8
7	SAMMALISTO L. R-ACE GP	Tatuus 1'45.738	71	REHM M. US Racing	Tatuus 1'45.726	7
12	PRADEL G. US Racing	Tatuus 1'45.671	14	AL DHAHERI R. Prema Racing	Tatuus 1'45.574	6
80	POWELL A. Prema Racing	Tatuus 1'45.490	51	NAKAMURA-BERTA K Prema Racing	Tatuus 1'45.488	5
36	JONSSON G. Van Amersfoort Racing	Tatuus 1'45.485	45	BEETON J. US Racing	Tatuus 1'45.458	4
23	FRANCOT R. Jenzer Motorsport	Tatuus 1'45.451	33	STOLCERMANIS T. Prema Racing	Tatuus 1'45.444	3
50	GOWDA D. Prema Racing	Tatuus 1'45.349	31	BOHRA A. US Racing	Tatuus 1'45.312	2
27	SLATER F. Prema Racing	Tatuus 1'45.291	6	YAMAKOSHI H. Van Amersfoort Racing	Tatuus 1'45.253	1

The driver n. 8 (Kostic A.) drops 4 positions for Stewards decision n.11 Misano Round

